

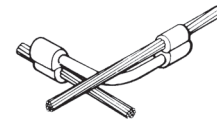
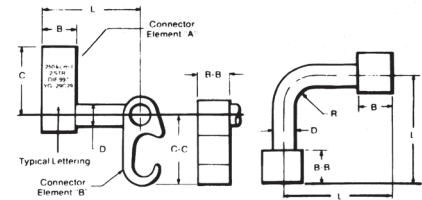
TYPE YGL-C

HYGRID™ CROSS CONNECTOR

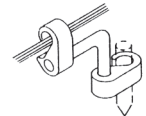
An irreversible compression ground grid cross connector which allows adjustment of the compression elements prior to installation. Only six connectors and four dies are required to install all combinations from #6 solid through 500 kcmil. UL467 Listed. Acceptable for direct burial in earth and concrete. Prefilled with PENETROX™ compound and strip sealed.



IEEE-837\*



Ground Grid Cross Connection



Cable to Ground Rod

E-11

Catalog Number	B	BB	C	C-C	D	L	R
YGL2C2	0.75	0.75	1.09	1.09	0.31	2.50	0.31
YGL29C2			1.66	1.09	0.31		0.31
YGL29C29			1.66	1.66	0.50		0.50
YGL34C2			2.09	1.09	0.31		0.31
YGL34C29			2.09	1.66	0.50		0.50
YGL34C34	1.10	1.10	2.28	2.28	0.75		0.75

✓ UL96 Listed for Lightning Protection.



Catalog Number	Cable to Cable		Cable to Ground Rod		To Rebar
	Element "A"	Element "B"	Element "A"	Element "B"	Element "A"
YGL2C2	#6 Sol. (0.162) - #2 Str. (0.292) {59500} - {59500}	#6 Sol. (0.162) - #2 Str. (0.292) {59500} - {59500}	—	—	—
YGL29C2	#1 Str. (0.332) - 250 kcmil (0.575) {98500} - {131500}	#6 Sol. (0.162) - #2 Str. (0.292) {59500} - {59500}	1/2" - 5/8" Rod	#6 Sol. (0.162) - #2 Str. (0.292)	3/8" - 1/2"
YGL29C29	#2 Str. (0.292) - 250 kcmil (0.575) {65500} - {131500}	#2 Str. (0.292) - 250 kcmil (0.575) {65500} - {131500}	1/2" - 5/8" Rod	#2 Str. (0.292) - 250 kcmil (0.575)	#3 - 4 Rebar
YGL34C2	250 kcmil (0.575) - 500 kcmil (0.813)	#6 Sol. (0.162) - #2 Str. (0.292)	5/8" - 3/4" Rod	#6 Sol. (0.162) - #2 Str. (0.292)	5/8" - 3/4" #5 - 6 Rebar
YGL34C29		#2 Str. (0.292) - 250 kcmil (0.575)		#2 Str. (0.292) - 250 kcmil (0.575)	
YGL34C34		250 kcmil (0.575) - 500 kcmil (0.813)		250 kcmil (0.575) - 500 kcmil (0.813)	

Dimensions in brackets { } represent lightning protection conductors.

Catalog Number	Installation Tools, Die Set Catalog Number (Number of Crimps)							
	Y750/Y35/Y39 HYPRESS™		PAT750-18V		Y45 HYPRESS™		Y46 HYPRESS™	
	Element "A"	Element "B"	Element "A"	Element "B"	Element "A"	Element "B"	Element "A"	Element "B"
YGL2C2	U-O (1)	U-O (1)	U-O (1)	U-O (1)	U-O (1)	U-O (1)	U-O (1)	U-O (1)
YGL29C2	U997 (1)	U-O (1)	③ U997P (1)	U-O (1)	U997 (1)	U-O (1)	U997 (1)	U-O (1)
YGL29C29	U997 (1)	U997 (1)	③ U997P (1)	③ U997P (1)	U997 (1)	U997 (1)	U997 (1)	U997 (1)
YGL34C2 †	PU998 (1)	PU998 (1)	PU998 (1)	U-O (1)	S998 or PU998 (1)	U-O (1)	P998 or PU998 (1)	U-O (1)
YGL34C29 †	PU998 (1)	PU998 (1)	PU998 (1)	③ U997P (1)	S998 or PU998 (1)	U997 (1)	P998 or PU998 (1)	U997 (1)
YGL34C34 †	U1011 (3)	U1011 (3)	U1011 (3)	U1011 (3)	S1011 (3)	S1011 (3)	P1011 (3)	P1011 (3)

- Where a "U" or "PU" die is recommended with Y45 HYPRESS™, a PT6515 adapter must be used.
- Where a "U" or "PU" die is recommended with the Y46 HYPRESS™, a PUADP-1 adapter must be used.

③ Polarized die for the PAT750-18V.

† These connectors can only be installed using the Y750, Y45, or Y46 HYPRESS™ with the recommended dies.

\*Please contact Customer Service for applications requiring IEEE-837 2014.

NOTES:

- Before crimping, both connector elements can be turned on rod diameter "D" to any desired position.
- Clean rust and/or protective coatings from rebar prior to installation.
- When attaching connector to ground rod, ground rod must be embossed with appropriate PRECRIMP™ die. For connections that must meet IEEE 837 requirements UPRECRIMP-type PRE crimp dies must be used for maximum clamping retention.

Ground Rod Dia.	PRECRIMP Dies	
1/2"	UPRECRIMP 12	U2CABT
5/8"	UPRECRIMP 58	
3/4"	UPRECRIMP 34	