


TYPE YGHP-C

HYTAP™

Irreversible compression ground tap figure 6 can be used as a tap connector or as a tap splice connector. Four die sets and eight connectors can accommodate a conductor range from #8 solid through 500 kcmil plus 1/2", 5/8" and 3/4" copper bonded ground rods. UL467 Listed. Acceptable for direct burial in earth and concrete. Prefilled with PENETROX™ compound and strip sealed.



✓ UL96 Listed for Lightning Protection.

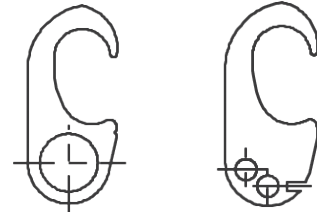
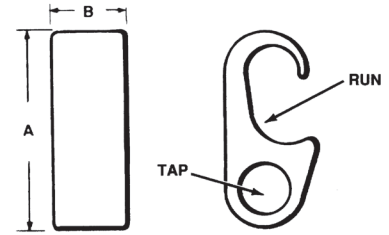


Fig. 1

Fig. 2

IEEE-837*



E-13

Catalog Number	Fig. #	Accommodates		⑨ Cable to Rebar		B	Die Index	Installation Data				
		① Run	① Tap	Run	Tap			Y750/Y35/Y39	PAT750-18V	Y45 ②	Y46 ③	# of Crimps
YGHP2C2	1	#6 Sol. (0.162) {59500} - #2 Str. (0.292) {59500}	⑥ #6 Sol. (0.162) {59500} - #2 Str. (0.292) {59500}	—	—	0.75	O	UO	UO	UO	UO	1
YGHP2C6W6W ⑦	2	#6 Sol. (0.162) - #2 Str. (0.292)	#8 Sol. (0.128) - #6 Str. (0.184) Qty. 2	—	—							1
YGHP29C6W6W ⑦	2		#8 Sol. (0.128) - #6 Str. (0.184) Qty. 2	#3 Rebar 3/8 - 1/2 #4 Rebar	#8 Sol. - 6 Str.							1
YGHP29C2	1	1/0 Str. (0.372) {98500} - 250 kcmil (0.575) {131500}	#4 Sol. (0.204) {#4 Sol.} - #2 Str. (0.292) {#2 Str.}	#3 Rebar 3/8 - 1/2 #4 Rebar	#2 Str.	2.31	997	U997	U997P ④	U997	U997	1
YGHP29C26	1	1/2" - 5/8" Rod	1/0 Str. (0.372) {98500} - 2/0 Str. (0.419) {98500}	#3 Rebar 3/8 - 1/2 #4 Rebar	1/0 Str. - 2/0 Str.							1
YGHP29C29 ⑧	1		3/0 Str. (0.470) {131500} - 250 kcmil (0.575) {211500}	#3 Rebar 3/8 - 1/2 #4 Rebar	3/0 Str. - 250 kcmil							1
YGHP34C2 ⑤	1	250 kcmil (0.575) {250 kcmil} - 500 kcmil (0.813) {500 kcmil} 5/8" - 3/4" Rod	#4 Sol. (0.204) - #2 Str. (0.292)	#5 Rebar 5/8 - 3/4 #6 Rebar	—	998	PU998	PU998	PU998 or S998	PU998 or P998	1	
YGHP34C26 ⑤	1		1/0 Str. (0.372) {98500} - 2/0 Str. (0.419) {98500}	#5 Rebar 5/8 - 3/4 #6 Rebar	1/0 Str. - 2/0 Str.						1	
YGHP34C29 ⑤	1		3/0 Str. (0.470) {131500} - 250 kcmil (0.575) {211500}	#5 Rebar 5/8 - 3/4 #6 Rebar	3/0 Str. - 250 kcmil						1	
YGHP34C34 ⑤	1	250 kcmil (0.575) - 500 kcmil (0.813) 5/8" - 3/4" Rod	350 kcmil (0.681) - 500 kcmil (0.843)	#5 Rebar 5/8 - 3/4 #6 Rebar	350 kcmil - 500 kcmil	2.75	1011	U1011	U1011	S1011	P1011	3

NOTES:

- ① Dimensions in brackets { } represent lightning protection conductors.
- ② Where a "U" or "PU" die is recommended with Y45 HYPRESS™, a PT6515 adapter is required.
- ③ Where a "U" or "PU" die is recommended with Y46 HYPRESS™, a PUADP-1 adapter is required.
- ④ Polarized die for the PAT750 series tool.
- ⑤ These connectors can only be installed using the Y750, Y45 or Y46 series of HYPRESS™ tools; cannot be installed with the Y35 or Y39 series.

- ⑥ When using #6 Sol in tap, fold conductor double for improved fill.
- ⑦ Not UL96/CSA
- ⑧ When using 3/0 in tap, minimum run conductor must be 2/0 Str.
- ⑨ Clean rust and protective coatings from rebar prior to installation to provide proper ground connection. Pre-crimping is not required.

*Please contact Customer Service for applications requiring IEEE-837 2014.

Ground Rod Dia.	PRECRIMP Dies	
1/2"	UPRECRIMP 12	U2CABT
5/8"	UPRECRIMP 58	
3/4"	UPRECRIMP 34	

For increased rotational resistance on ground rods, pre-crimp ground rod with U2CABT, UPRECRIMP dies may be used for even greater rotation and vibration resistance on ground rods.